



VAT Reporting v16.5.1

Release Notes

Avalara may have patents, patent applications, trademarks, copyrights, or other intellectual property rights governing the subject matter in this document. Except as expressly provided in any written license agreement from Avalara, the furnishing of this document does not give you any license to these patents, trademarks, copyrights, or other intellectual property.

© 2015 Avalara, Inc. All rights reserved.

Avalara, AvaTax, AvaTax Calc, AvaTax Returns, AvaTax Certs, AvaTax Local, AvaLocal, AvaTax POS, AvaPOS, AvaRates, TrustFile, BPObridge, Laserbridge+, Sales TaxII, Sales TaxPC, SalestaxPC+, StatetaxII, and StatetaxPC are either registered trademarks or trademarks of Avalara, Inc. in the United States or other countries.

Overview

This release is a scheduled maintenance release of the VAT Reporting application that provides you with enhancements and corrections for issues that were reported by our customers. We have also changed the format of our release notes to offer you more detailed information and of course, we welcome your feedback.

Highlights

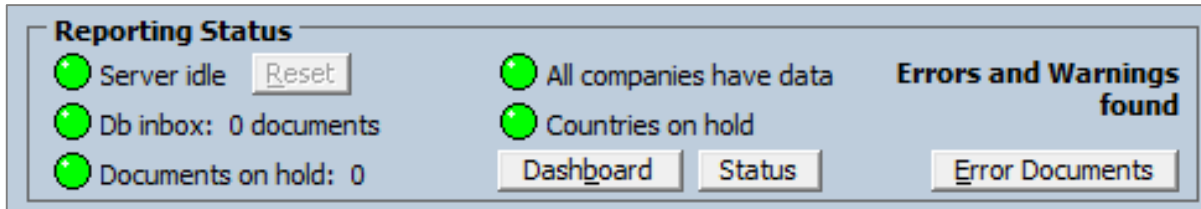
- Enhancements to the main form of user experience
- New VAT Rate in Greece
- Fix for opening history
- Spanish Modelo 303 support for non ES IBAN on the e-file
- Extended VAT Number check

In more detail

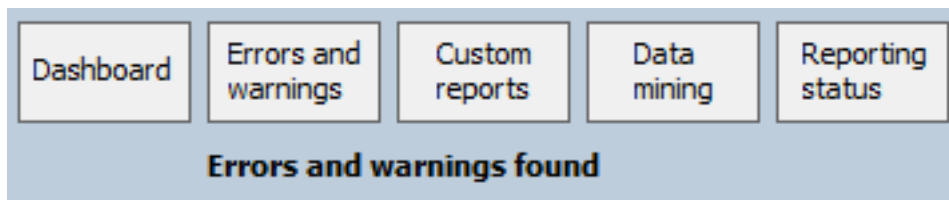
In this release, we have made some changes to the user interface of the main VAT Reporting screen. There is no change to the underlying functionality of VAT Reporting, but instead an update of the user experience based on the feedback we have received from you.

Updated User Interface

In the previous version, there was a panel in the top right hand corner which had become overcrowded with status icons and buttons:



We have now moved the status indicators onto a sub page and created a clearer set of controls:



The change in this release makes the user experience clearer, and provides a direct link to the key functionality of **Custom reports** and **Data mining**, which were previously only available from the main menu.

Button Behaviour

Dashboard

The new button performs the same action as the previous **Dashboard** button, taking the user into the **VAT Reporting Dashboard** window.

Errors and warnings

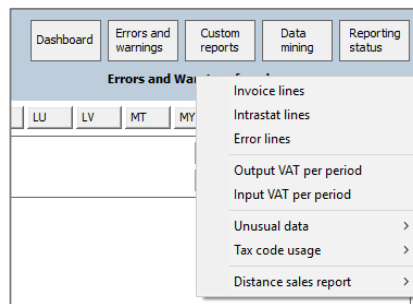
The new button opens the **Error Documents** panel, which is the action previous accessed by selecting the **Error Documents** button.

Custom reports

The new button opens up your **custom reports** dialog which was previously available via the VAT Reporting **Main Menu > Data > Customer Reports**. In this new version, the menu option in the **Data** menu has been renamed to **Custom reports** to provide consistency.

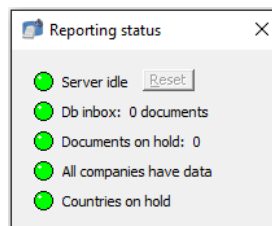
Data mining

The new button opens a dropdown menu with the options which were previously made available via the VAT Reporting **Main Menu > Tools > Data Mining Tool**. The menu functionality has not changed, we have simply moved this key feature to a more prominent part of the application, and removed it from the **Tools** menu.



Reporting Status

The new button opens a window that shows the traffic lights, which was previously shown on the main window:



Removed button Status

In the previous version, there was a button in the panel called **Status** which opened the old Dashboard view. This button has been removed, but the screen is still available from the **Main Menu > Tools > Status**

Change Log

Ref.	Description	Impact
VR-6	In this release the VAT Reporting information panel at the top right of the screen has been updated with a new look and feel.	Low: Key concern is that users may be unsure where to access the functions which have moved. Technically this is an aesthetic change and does not impact core application logic.
VR-147	With effect from the 1 June 2016, the Greek standard VAT rate is increased from 23% to 24%; the application has been updated to support this legislation change.	Low: Limited to Greek transactions with a date on or after 1st June 2016
VR-69	Users installing the 16.4 release, reported a problem where they were unable to re-open history on VAT Returns, EC Listing and Intrastat reports. This has been corrected in this release.	Medium: This fault affected VAT Returns, EC Listing and Intrastat reports; UAT should confirm all these areas are working correctly.
VR-82	For the Spanish Modelo 303 e-file return, the IBAN used to have an ES prefix; but now the authority supports other EU country prefixes. In this release we have updated VAT Reporting to support this change.	Low: Limited to the Spanish 303 e-file return for non Spanish bank accounts.
VR-36	When populating the CZ VAT book from an SAP extraction, the application was previously deducing the Supplier Invoice Number for sales documents, from the Document Reference Number; but based on feedback this has found to be incorrect in some cases. The application now maps the invoice number to the Supplier Invoice Number in this case.	Low: Limited to CZ VAT Book, sales documents, loaded via SAP extractor - the value in field "c_evid_dd" (supplier invoice number) is now taken from "invoice number".
VR-118	VAT Reporting Check has additional logic to determine whether an invalid entry has been made in the VAT Number field.	Medium: UAT should confirm that Reporting Check (rccl) does not incorrectly mark a valid number as incorrect/invalid.
VR-87	'Open PDF' on the NL VAT Return was producing an error message, this has been fixed.	Low: Limited to NL PDF VAT return, small code change that will not affect other areas.
VR-45	Fixed a translation typo on the help menu.	None: Wording change only.
VR-20	A customer reported an issue using the Companies > VAT Numbers > Clean function. The button would in some cases remove some valid data as well as cleaning the invalid. This has been corrected.	Low: The VAT Number, Clean function now correctly limits the clean to just removing VAT numbers which have invalid countries.
VR-19	We have added an additional section to the VAT Reporting > Help > About page which displays the Operating System and Database Versions this will help	Low: This feature is a new information panel, it is not involved in the core logic.

	the support team gather more detailed environmental information when working with you.	
VR-11	Database inbox export as txt was opening Excel, this has been corrected.	Low: Limited to one button on the Data > Database Inbox screen.
VR-26	VAT Number check with in the VAT Reportings Module was marking some valid VAT numbers as invalid. This has been corrected.	Medium: This affects the core logic of checking VAT numbers. UAT should be focused on confirming there is no regression in this area.
VR-133	The Belgium purchase ledger was changed in release 16.4.1 and that change caused an issue for some users. The root cause of the issue will be address in our 16.6.1 release, but in this (16.5.1) release we have made an interim fix, to quickly unblock the users affected.	Low: Limited to the BE Official Purchase Ledger

Upgrade Procedure

This section provides details on how to update to the latest version. For the purposes of this documentation, we assume that you have an existing installation and you have the necessary access privilege to perform the upgrade.

Download

The latest version of VAT Reporting is available here:

<http://www.vatat.com/installation/VATReporting.html>

Database Back Up

Before installing the update of VAT Reporting, ensure you have closed any running VAT Reporting windows, and take a full backup of the SQL Database. This can be done in the **SQL Server Management Studio**, from the database right-click menu **Tasks > Back Up...**

Installation

The VAT Reporting Module executable you have downloaded, will run an installation wizard and guide you through the process.

Once the installation is complete, open VAT Reporting and you can confirm the version has been updated by checking in the Windows title bar (at the very top of the window) or in the menu, **Help > About VAT Reporting**

Support

If you have any questions please contact our support team

emeasupport@avalara.com